
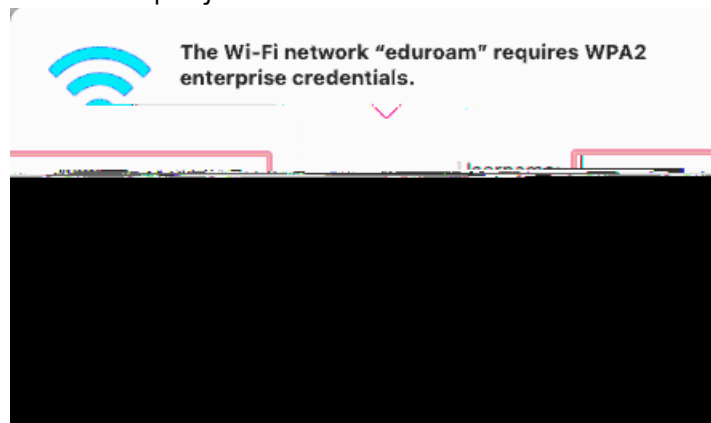


Note: Before starting to connect, close all Internet Browsers including Firefox, Google Chrome, Microsoft Edge, Safari, etc.

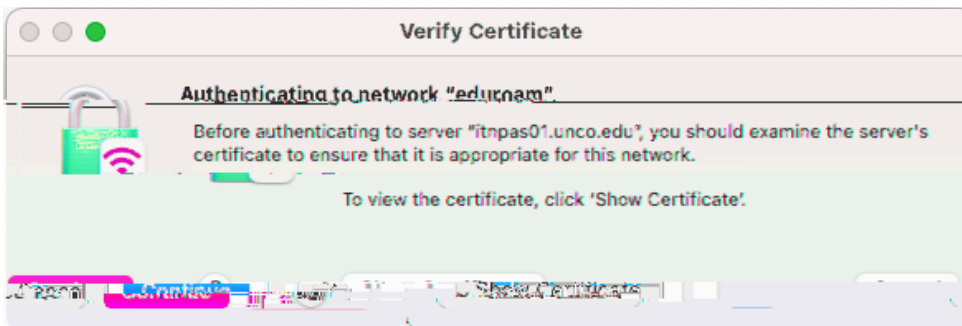
1. Click on the Wi-Fi icon in the top right menu bar 
2. Click eduroam in the list of wireless networks



3. Input your Institutions credentials for the username and the password for it. Click **Join**
  - a. UNCO Example: john.smith@unco.edu



4. Click **Continue**



5. You should now be connected. Open a browser to ensure you are connected