



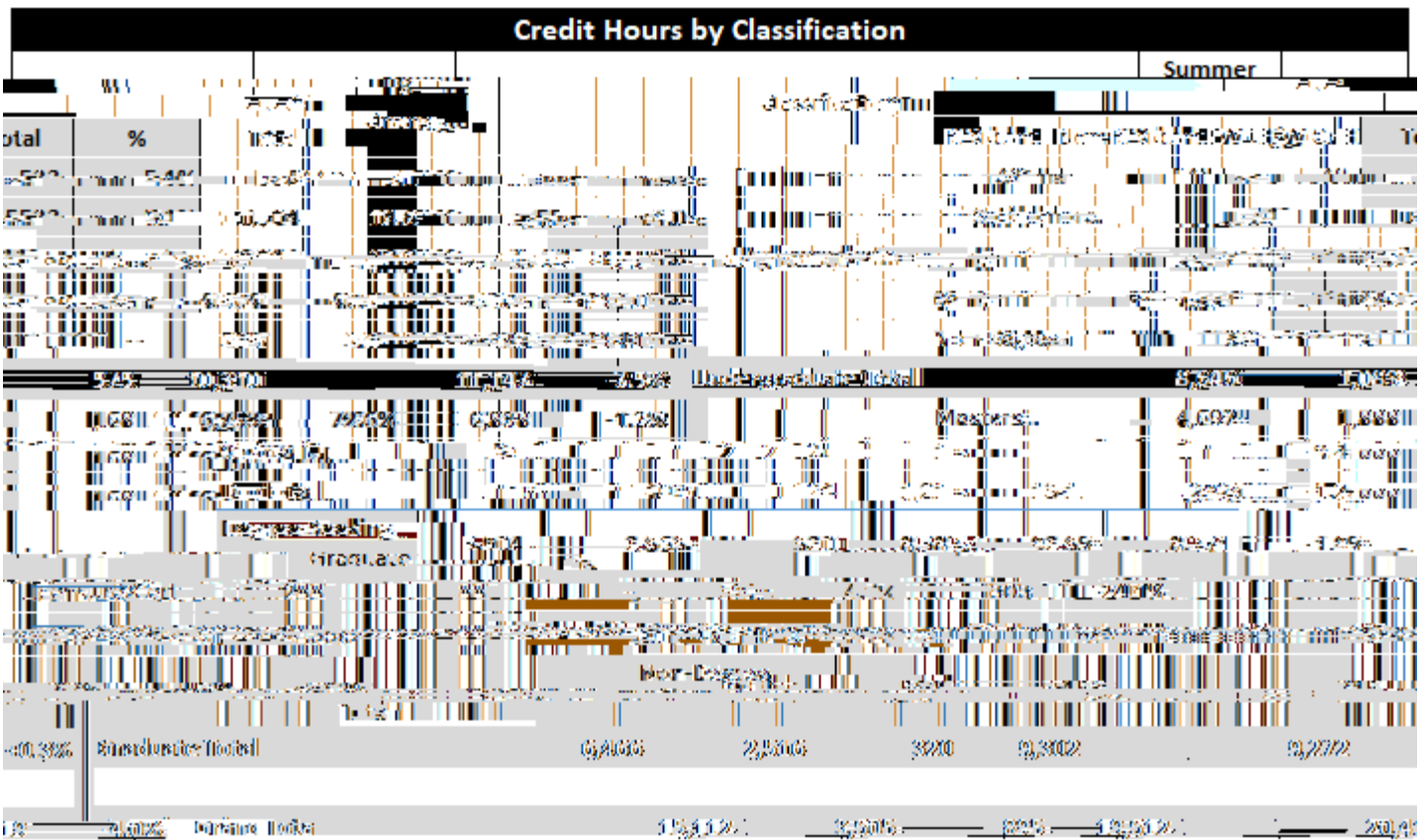
2024 Summer Final  
Enrollment Profile

September 19, 2024

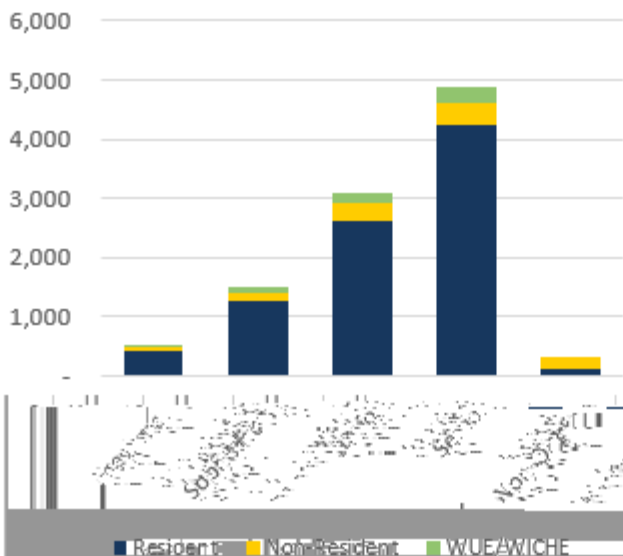




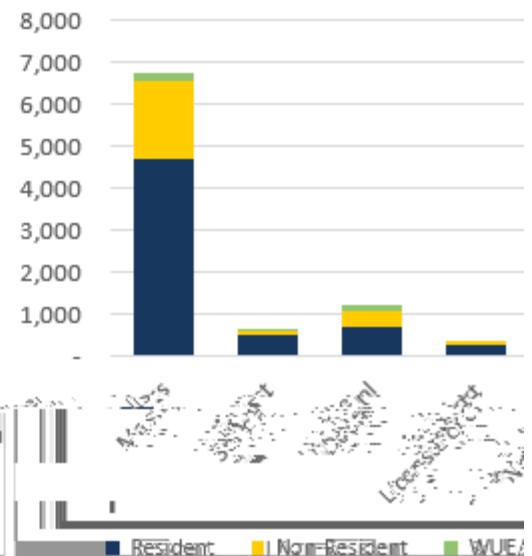
## Classification Summary (Credit Hours)



**Undergraduate Credit Hours by Classification**

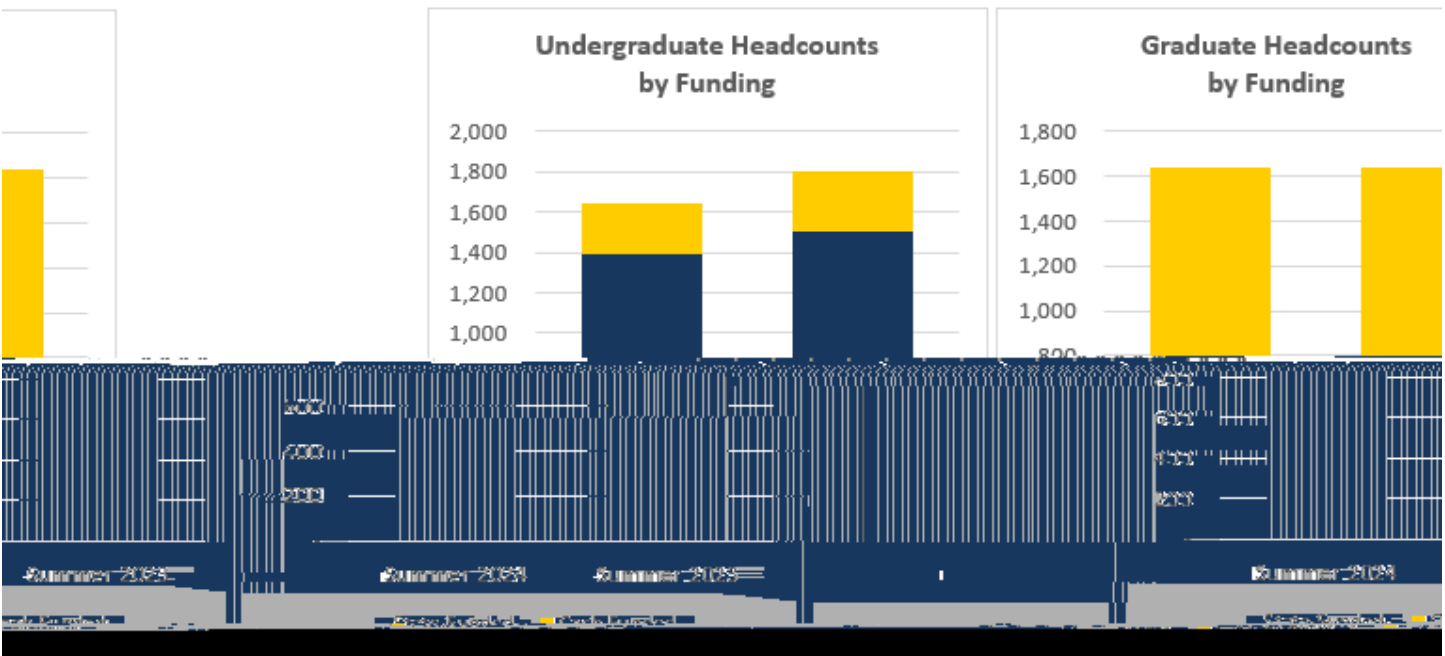


**Graduate Credit Hours by Classification**



## Funding Summary (Headcounts)

Headcounts by Funding									
Students counted in Cash Funded "Extended Campus" have only cash funded courses.									
	Summer 2024				Summer 2023				% Change
	Resident	Non-Resident	WUE/WICHE	Total	Resident	Non-Resident	WUE/WICHE	Total	
<b>Undergraduate</b>									
State Funded ("Main")	1,171	117	101	1,389	1,254	120	126	1,500	-7.4%
Cash Funded ("Extended")	159	78	17	254	174	102	29	305	-16.7%
<b>Undergraduate Total</b>	<b>1,330</b>	<b>195</b>	<b>118</b>	<b>1,643</b>	<b>1,428</b>	<b>222</b>	<b>155</b>	<b>1,805</b>	<b>-9.0%</b>
<b>Graduate</b>									
State Funded ("Main")	923	76	51	1,050	991	412	87	1,490	-5.4%
Cash Funded ("Extended")	1,090	729	357	1,976	1,086	699	391	1,976	-
<b>Graduate Total</b>	<b>1,983</b>	<b>805</b>	<b>408</b>	<b>2,994</b>	<b>2,077</b>	<b>1,111</b>	<b>478</b>	<b>3,666</b>	<b>-5.4%</b>
<b>Total State Funded</b>	<b>2,053</b>	<b>152</b>	<b>193</b>	<b>2,398</b>	<b>1,940</b>	<b>1,666</b>	<b>207</b>	<b>3,813</b>	<b>-18.0%</b>
<b>Total Cash Funded</b>	<b>1,395</b>	<b>888</b>	<b>495</b>	<b>2,778</b>	<b>1,340</b>	<b>873</b>	<b>493</b>	<b>3,606</b>	<b>-2.9%</b>



## Funding Summary (Credit Hours)

Credit Hours by Funding									
Accounting codes assigned to the course determine if credit hours are Cash Funded "Extended" or State Funded "Main".									
	Summer 2024				Summer 2023				% Change
	Resident	Non-Resident	WUE/WICHE	Total	Resident	Non-Resident	WUE/WICHE	Total	
<b>Undergraduate</b>									
State Funded ("Main")	7,330	657	489	8,486	7,634	638	679	8,951	-5.2%
Cash Funded ("Extended")	2,289	439	385	3,113	2,993	428	428	3,849	-18.5%
Other	3	-	3	3	-	-	-	-	-
<b>Total</b>	<b>9,622</b>	<b>1,096</b>	<b>877</b>	<b>11,595</b>	<b>10,627</b>	<b>1,066</b>	<b>1,107</b>	<b>12,800</b>	<b>-9.4%</b>
<b>Graduate</b>									
State Funded ("Main")	2,986	380	310	3,676	3,803	310	310	4,423	-17.1%
Cash Funded ("Extended")	4,076	2,136	10	6,222	4,076	2,136	10	6,222	0.0%
Other	4	-	-	4	-	-	-	-	-
<b>Total</b>	<b>7,066</b>	<b>5,516</b>	<b>320</b>	<b>12,902</b>	<b>7,879</b>	<b>4,576</b>	<b>320</b>	<b>12,775</b>	<b>1.0%</b>

