

A

to

DEPARTMENT OF
ECONOMICS

RESEARCH REPORT

C C : E



3 442 540 652 70 10 1 0



%

25	25%
100 - 4	25%
500	25%
1,000 +	25%



% *

	27%
	12%
	%
	%
	%
	%
	%
	6%
	5%
	5%
	4%
	4%
	3%
	3%
	2%
	2%
	2%
	2%
	%



	72%
	17%
	5%
	5%
	1%

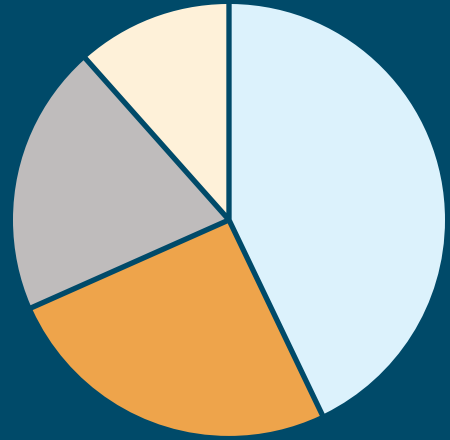




	23%
	25%
	34%
	1%





E H E P



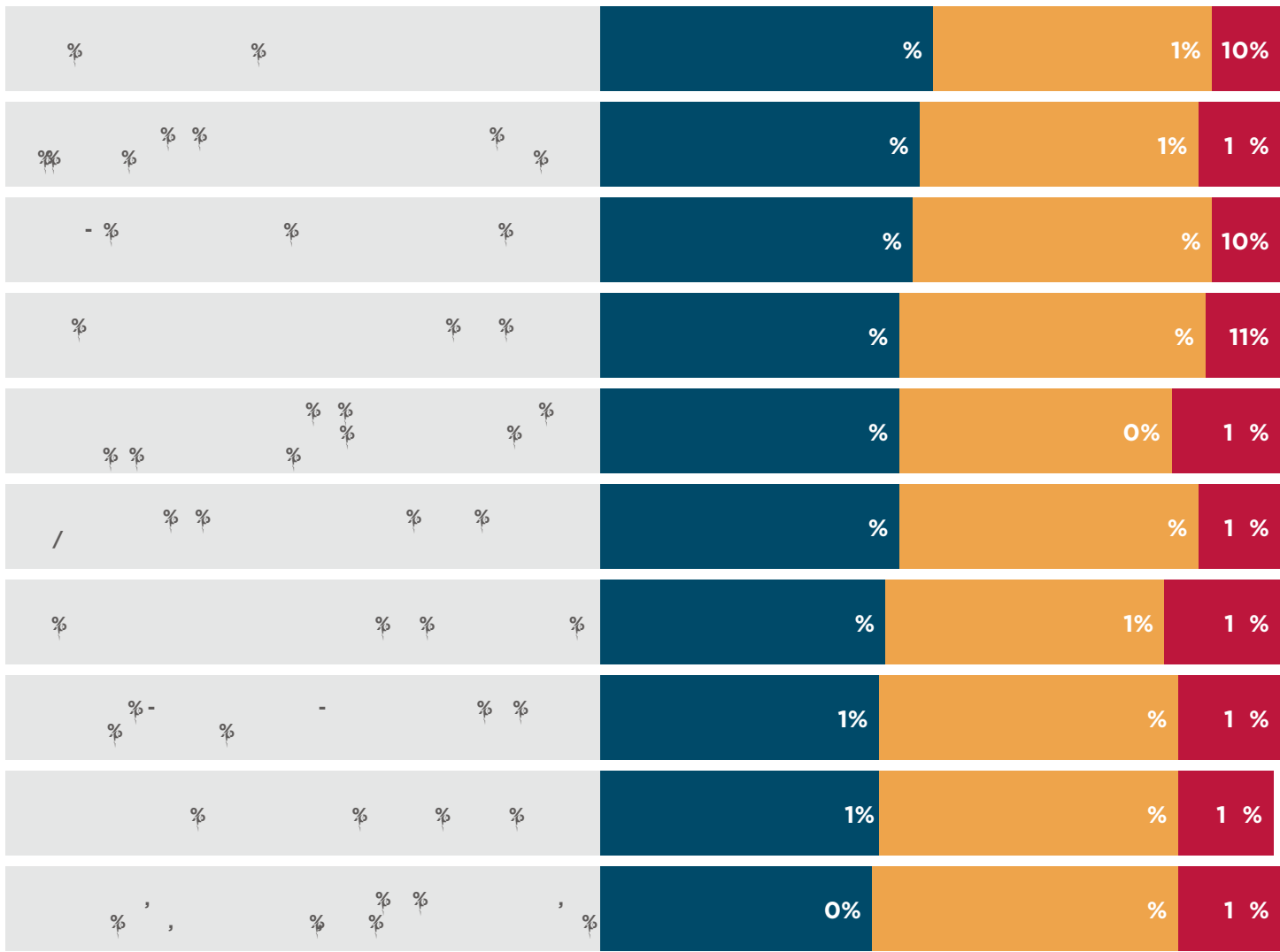










%

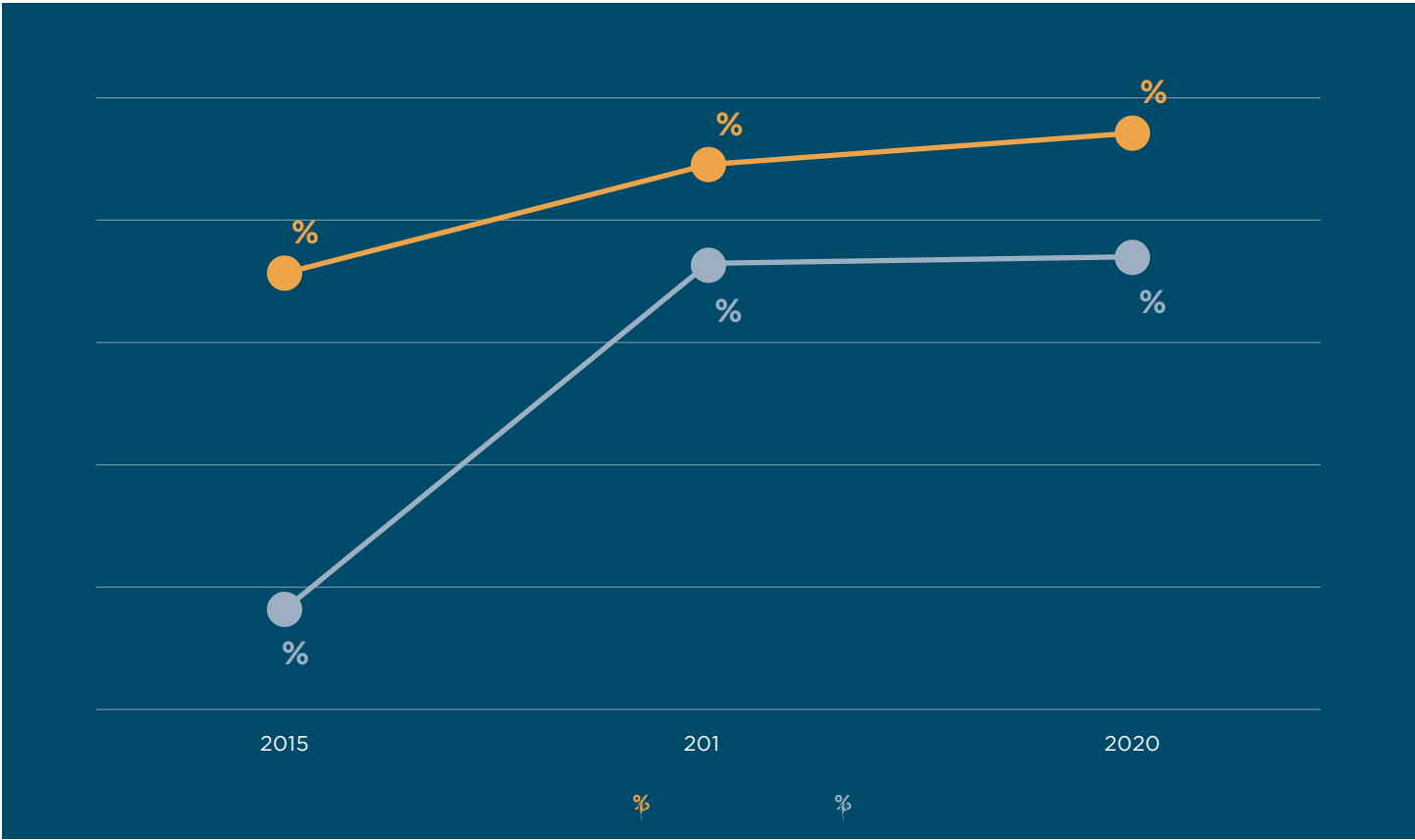



0% 20% 40% 60% 0% 100%





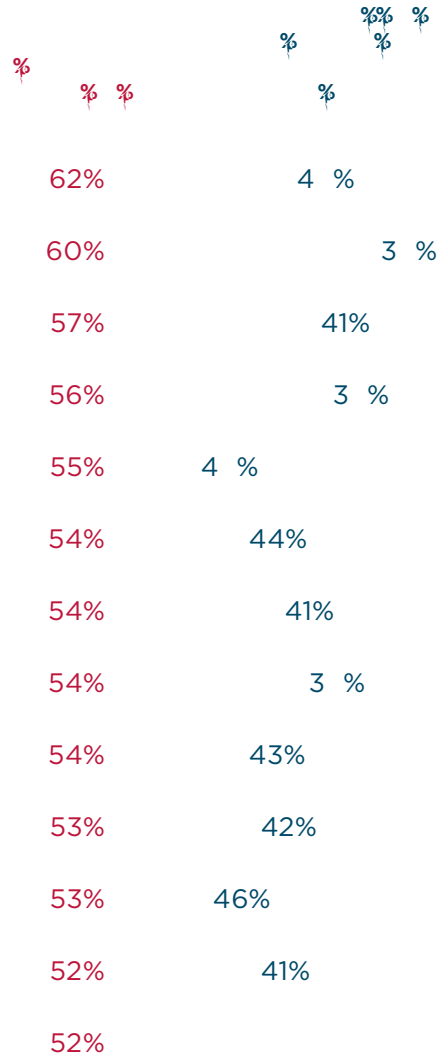
10



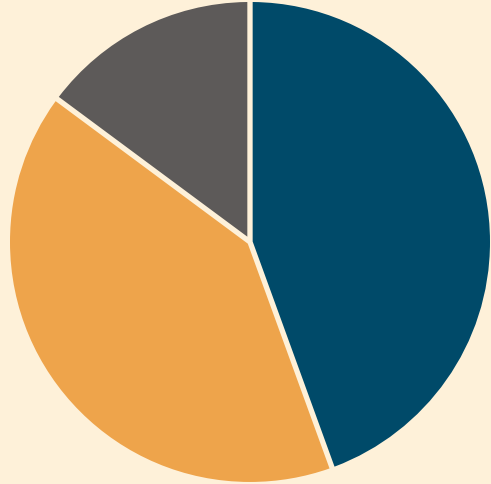


1 %

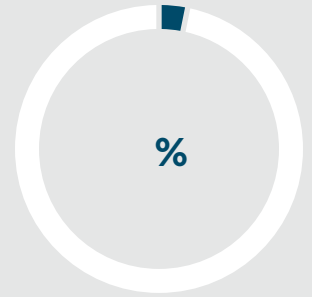
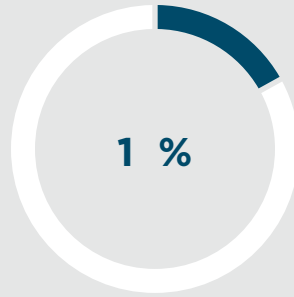
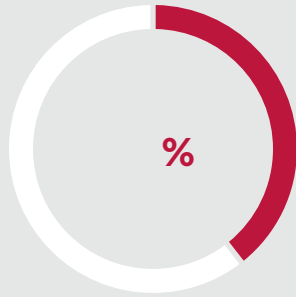
1 %







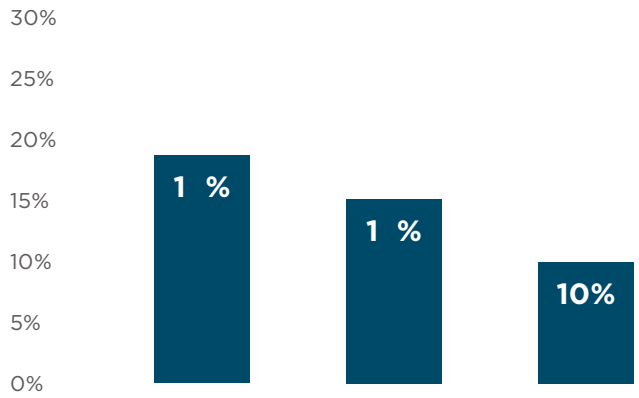
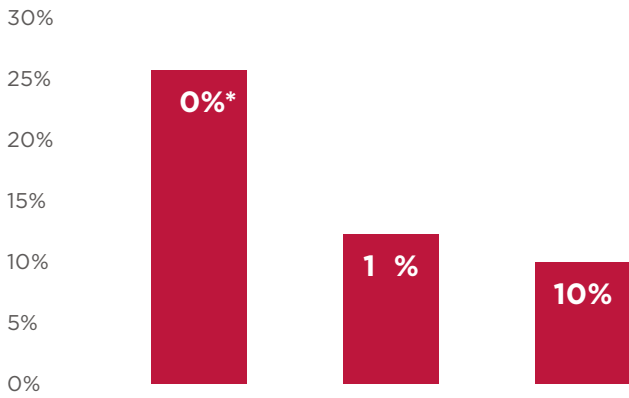
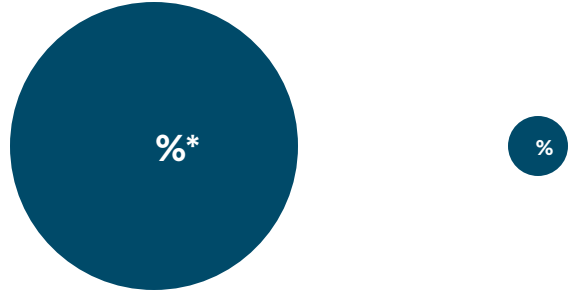





0

* 100% 100% 100% 100% 100% 100% 100% 100% 100% 100%

100% 100% 100% 100% 100% 100% 100% 100% 100% 100%



* ,





-%	%	%	%*
% % %	%	%	1%*
% % %	%	%	%*
% % %	%	0%	%*
% % % %	%	%	%
% % % - %	%	%	%
% % % % %%	1%	%	%
% % %	1%	%	%
%	%	0%	%
% %	%	%	1%

© (B) 00



<p> $\% \quad \% \quad \% \quad \%$ </p>	<p> $\%$ </p>	<p> $\%$ </p>	<p> $\%$ </p>
<p> $-\%$ </p>	<p> 1% </p>	<p> 1% </p>	<p> $\%$ </p>
<p> $\% \quad \% \quad \% \quad - \quad \%$ </p>	<p> $\%$ </p>	<p> $\%$ </p>	



5 (1) 2 3 4 5 6 7 8 9 10 11 12 13 14 15 16 17 18 19 20 21 22 23 24 25 26 27 28 29 30 31 32 33 34 35 36 37 38 39 40 41 42 43 44 45 46 47 48 49 50 51 52 53 54 55 56 57 58 59 60 61 62 63 64 65 66 67 68 69 70 71 72 73 74 75 76 77 78 79 80 81 82 83 84 85 86 87 88 89 90 91 92 93 94 95 96 97 98 99 100

