

Enrollment Update

Fall 2024t Admissions & Housing



UN

FAFSA Update

U.S. Department of Education Delays


All colleges and universities are experiencing delays and only a small portion of FAFSA data has been released on a limited basis to select schools.

* Testing of data integrity began on April 15 for the transfer of FAFSA data to UNC. Initial offers are expected to begin on May 6.

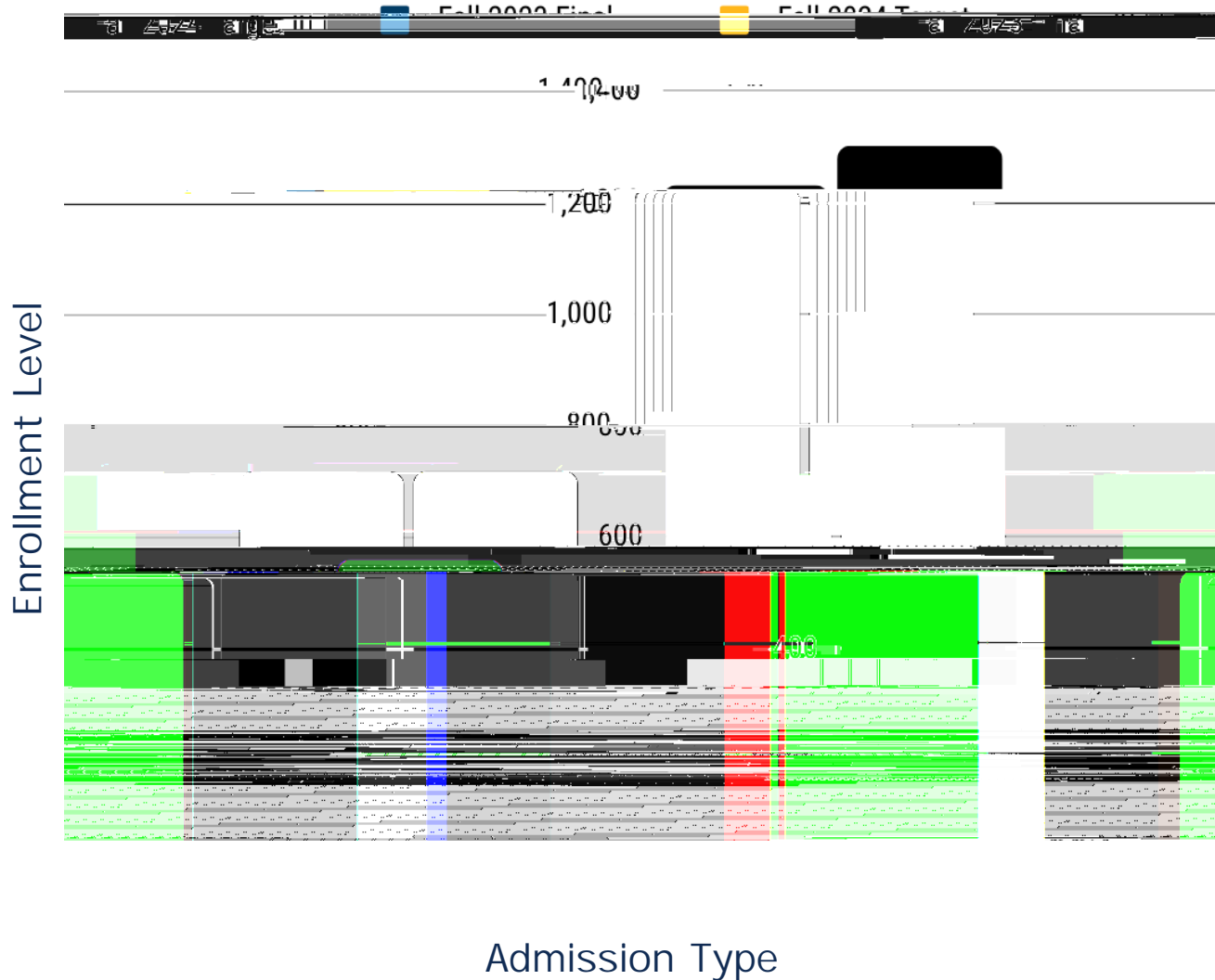
UNC Financial Aid Awarding Adjustments

- ‡ New FY Students notification will begin in May 2024.
- ‡ Current and Transfer Students same schedule as prior years after grades are posted and likely sent in June 2024.
- ‡ Extended Scholarship deadline to May 15
- ‡ Extended the FAFSA priority deadline to June 1 (along with the tuition promise requirements)

* Coalition of State University Aid Administrators (COSUAA) end of April is the earliest most public colleges and universities will be able to administer award letters based on current federal updates.



Targets for Fall 2024



Targets	New, First-Time Admissions Data	Transfer Admissions Data	Graduate Admissions Data
---------	---------------------------------	--------------------------	--------------------------

AdmissionType	EnrollmentLevelFall 2024Target
New First-Year UG Students	

First-Time, First-Year (FTFY) Retention Rate: 74% (Fall 2023 to Fall 2024)

Current Year (Fall 2022 to Fall 2023) 74.5% second highest in school history

Fall 2024 UG Admissions Data

Targets

New, First-Time Admissions Data

Transfer Admissions Data

Graduate Admissions Data

New First-Time (NFT) as of April 22

AdmissionStatus	Fall2023Final	Fall2024Goals	Fall2024YTD%
Admitted	8,885*	9,398	100%**
Confirmed/Deposited	1,255	1,327	82.4%
Enrolled	1,229	1,300	Begins June
Yield (Admitted to Enrolled)	13.8%	14%	N/A

Although there have been significant delays to FAFSA filing, UNC continues to trend ahead of last year confirmation numbers.

81 & V V H F R Q G

Fall 2024 UG Admissions Data

Targets

New, First-Time
Admissions Data

Transfer
Admissions Data

Graduate
Admissions Data

Transfer Students as of April 22

Admission Status	Fall 2023 Final	Fall 2024 Goals	Fall 2024 YTD %
Admitted	1,049	1,086	57.5%*
Confirmed/Deposited	720	743	46.6%**

* Last year, we were at 64.6% of our final transfer admit number on April 22.

** The three-year confirmation average (point-in-time) is 55.7%.

Housing

New Contracts and Renewals



UNC

Admissions

Reference Material/Dashboards




UNC

All UG Admits for Fall 2024




New First-Year Admits by


All UG Students by College Admits and Confirmations




New First-Time Admits for Fall 2024



New First-Time Admits by High School GPA




TransferAdmits




Transfer Applications by College

Admits and Confirmations



Transfer Admits by Race/Ethnicity



Graduate Admits



Graduate Applications by College Admits and Confirmations

